

# Fast Acting High Current Brick Fuse

## PC01 Series



### Description

- Fast Acting High current brick fuse
- Surface mount deign to save space
- Ceramic Suqare body with end cap
- Designed to UL248-1

### Electrical Characteristics

1.0In	4 hour min.
2.5In	<10s

### Specifications

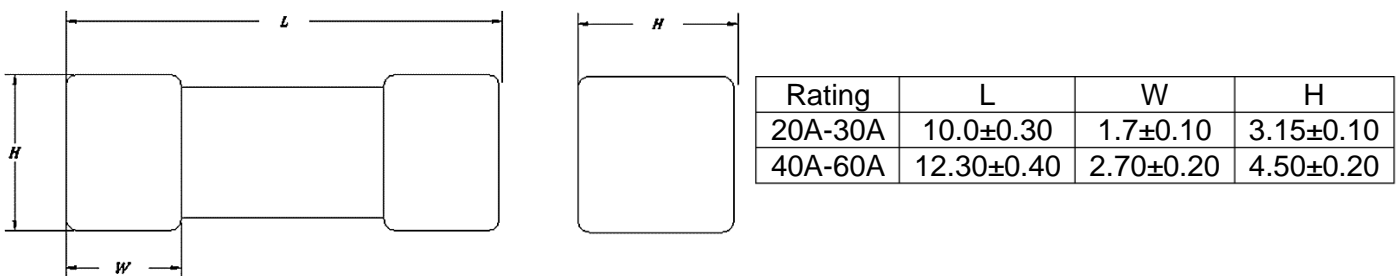
Part No.	Dimensions	Specification				Typ. Cold Resistance mΩ	Typical Pre-Arcing I <sup>2</sup> t **(A <sup>2</sup> Sec)	
		Rated Voltage (V)		Rated Current (A)	Breaking Capacity			
		AC	DC		AC			DC
PC01020	Ref. graph	125V 250V	72	20	150A@125V 150A@250V	500A@72V	2.90	20
PC01025				25			2.25	35
PC01030				30			1.50	90
PC01040				40			1.10	260
PC01050		125V	60	50	250A@125V	500A@60V	0.95	580
PC01060				60			0.65	860

\* AC Interrupting Rating (Measured at designated voltage, 100% power factor random closing)

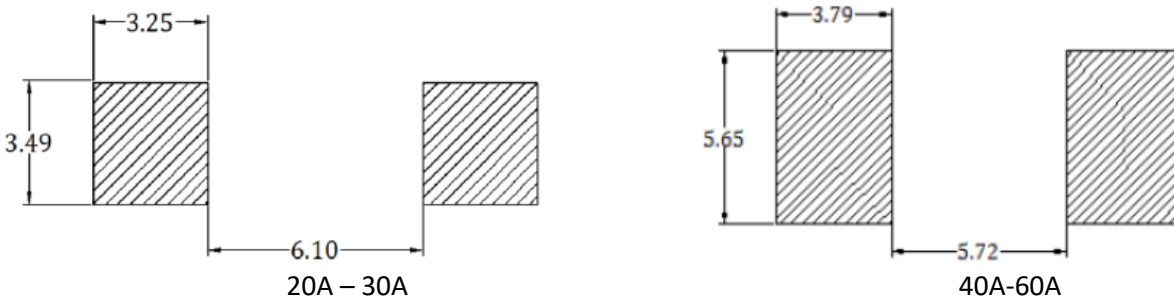
\* DC Interrupting Rating (Measured at designated voltage, time constant of less than 50 microseconds, battery source)

\* Typical Pre-arcing I<sup>2</sup>t are measured at 10In Current, DC battery bank, but not exceeding the interrupting rating, time constant of calibrated circuit less than 50 microseconds)

### Dimension



### Recommended Pad Layout



Recommend trace thickness is 3oz, the minimum trace width is 10mm (20A~30A) and 15mm (40A).

### Soldering Characteristics

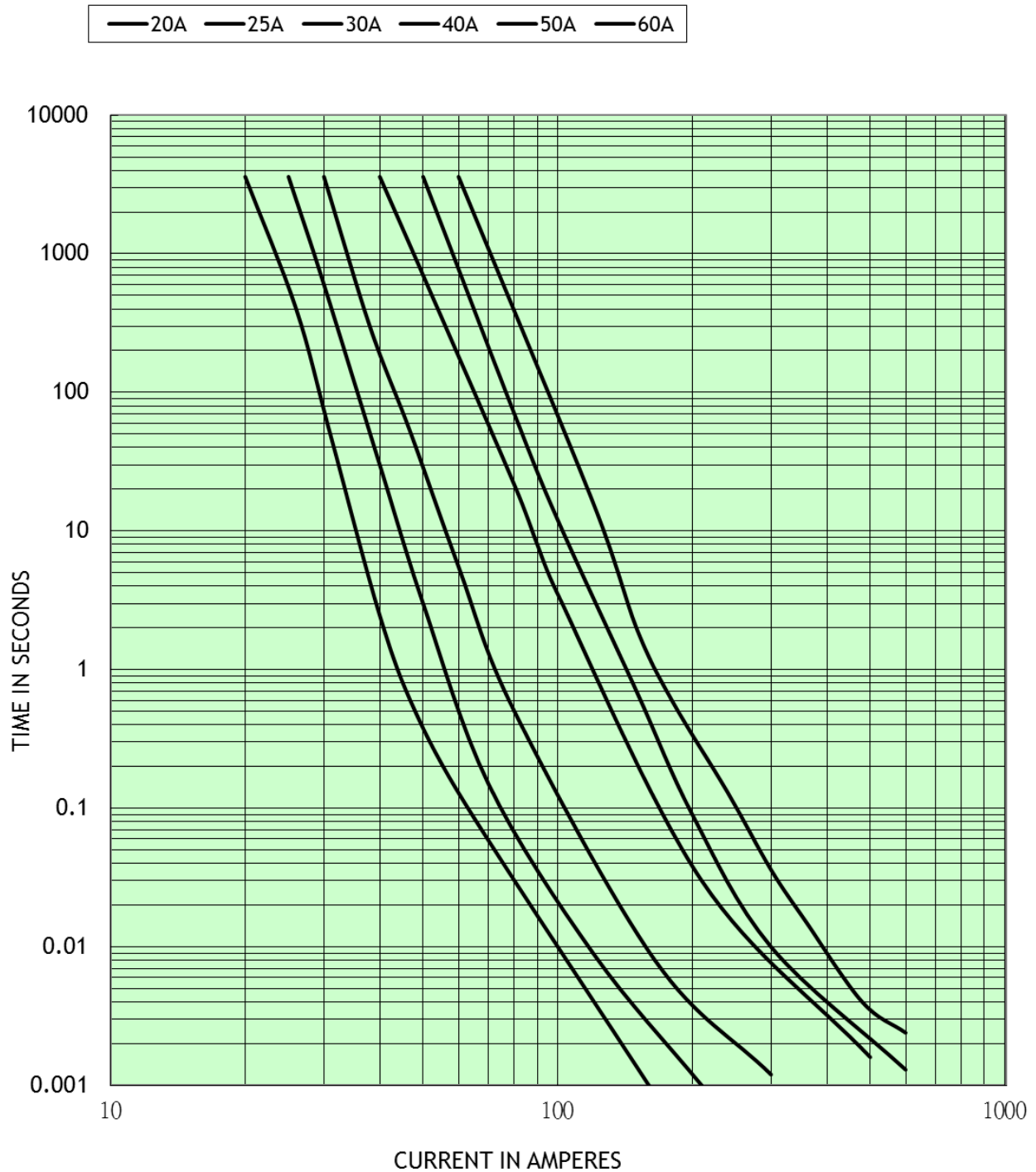
Reflow Soldering

# Fast Acting High Current Brick Fuse PC01 Series



- Temperature: 260° C
  - Time: 30 Seconds Maximum
- Manual Soldering (not recommended)
- Temperature: 350° C
  - Time: 5 Seconds Maximum

## Time-Current Curves

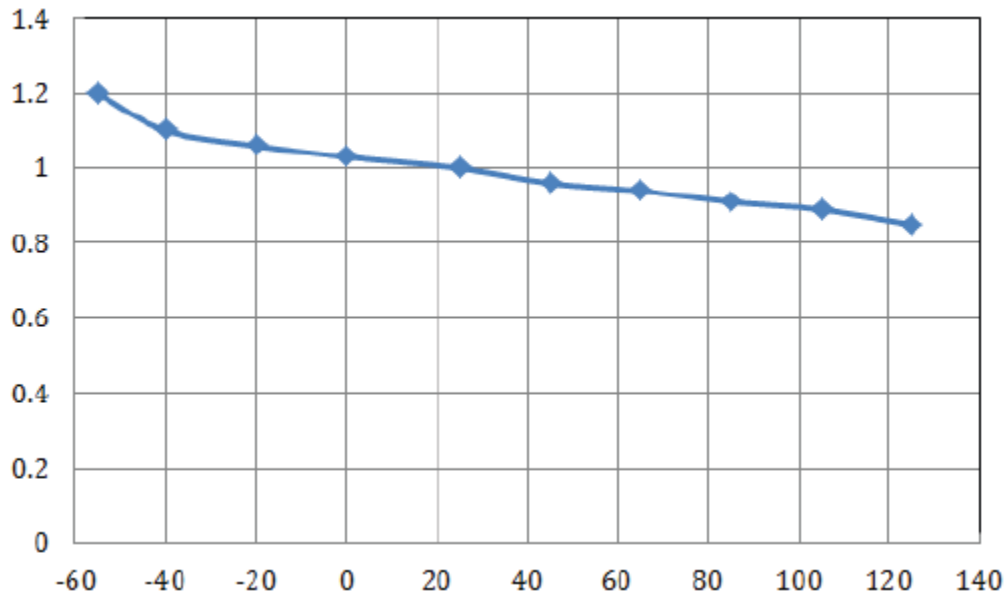


# Fast Acting High Current Brick Fuse PC01 Series



## Temperature derating curve

- Normal Operating Temperature: 25°C ± 2°C
- Operating Temperature: -55°C to 125°C with proper correction factor applied.
- Chart of correction factor



## Package and Minimum order QTY

1500pcs fuses (20A-30A) or 1000pcs fuses (40A-60A) in tape (width 24mm) and reel (dia. 13inch)